


Lynx Shunt VE.Can

www.aeppacific.co.nz

DC Busbars with integrated battery monitor and main fuse holder




Lynx Shunt VE.Can (M8) model



Lynx Shunt VE.Can (M8) without cover



Lynx Shunt VE.Can (M10) model



Lynx Shunt VE.Can (M10) with fuse dummy busbar installed



VE.Can RJ45 terminator

Busbar integrated battery monitoring

The Lynx Shunt VE.Can is an integral part of the Lynx Distribution system, featuring a positive and negative busbar, a battery monitor, and a fuse holder for the main system fuse. It is available in two versions: M8 and M10. The shunt can communicate with GX devices via VE.Can. Additionally, it is equipped with a power LED for status indication.

The M10 model includes an additional piece of busbar that can replace the fuse inside the shunt, providing the flexibility to place the main fuse outside the shunt in a different location. This is particularly useful in larger systems where higher-rated fuses are required.

The Lynx Shunt VE.Can ships with two RJ45 VE.Can terminators, which are used when connecting to a GX device.

The Lynx Shunt VE.Can M8 is specifically designed to accommodate a CNN fuse. The M10 model can handle CNN, ANL or Mega fuses. The fuse needs to be purchased separately. For more information, see the [Fusing](#) section in the Lynx Shunt VE.Can manual.

The Lynx Distribution System

The Lynx Distribution System is a modular busbar system that incorporates DC connections, distribution, fusing, battery monitoring and/or Lithium battery management. For more information also see the [DC Distribution Systems product page](#).

The Lynx Distribution System consist of the following parts:

- **Lynx Power In (M8, M10)** - A positive and negative busbar with 4 connections for batteries or DC equipment.
- **Lynx Class-T Power In (M10)** - A positive and negative busbar that connects and fuses up to two strings of lithium batteries using Class-T fuses (available in 225 A, 250 A, 350 A, and 400 A; must be purchased separately).
- **Lynx Distributor (M8, M10)**- A positive and negative busbar with 4 fused connections for batteries or DC equipment together with fuse monitoring.
- **Lynx Shunt VE.Can (M8, M10)** - A positive busbar with a space for a main system fuse and a negative busbar with a shunt for battery monitoring. It has VE.Can communication for monitoring and setup with a GX device.
- **Lynx Smart BMS 500 and 1000 (M8 – 1000A model only in M10)** - For use together with Victron Energy Smart Lithium batteries. It contains a positive busbar with a contactor that is driven by a battery management system (BMS) and a negative busbar with a shunt for battery monitoring. It has Bluetooth communication for monitoring and setup via the VictronConnect App and VE.Can communication for monitoring with a GX device and the VRM portal.
- **Lynx Smart BMS 500 and 1000 NG (M10)*** - For use together with Victron Energy Lithium NG batteries. It contains a positive busbar with a contactor that is driven by a battery management system (BMS) and a negative busbar with a shunt for battery monitoring. It has Bluetooth communication for monitoring and setup via the VictronConnect App and VE.Can communication for monitoring with a GX device and the VRM portal.



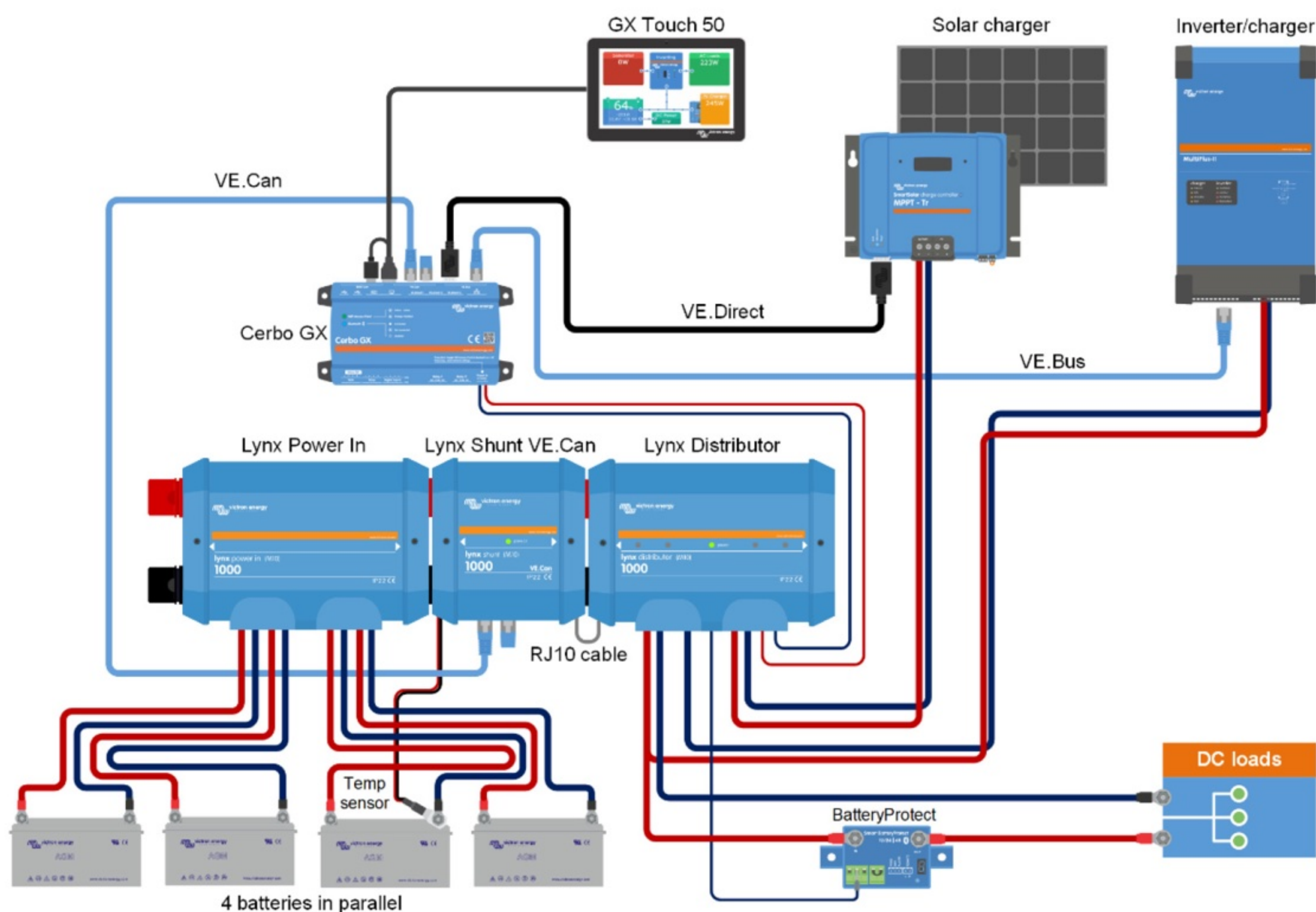
The Lynx modules: Lynx Power In, Lynx Class-T Power In, Lynx Distributor, Lynx Shunt VE.Can and Lynx Smart BMS

Lynx Shunt VE.Can	M8 model	M10 model
POWER		
Supply voltage range	9 - 70 Vdc	
Supported system voltages	12, 24 or 48 V	
Reverse polarity protection	No	
Current rating	1000 Adc continuous	
Power consumption	60 mA @ 12V 33 mA @ 24V 20 mA @ 48V	
Potential free alarm contact	3 A, 30 Vdc, 250 Vac	
CONNECTIONS		
Busbar	M8	M10
Fuse	M8	
Fuse Dummy Busbar	No	Yes, included
VE.Can	RJ45 (Two RJ45 terminators included)	
Power supply connection to Lynx Distributor	RJ10 (RJ10 cables ship with each Lynx Distributor)	
Temperature sensor	Screw terminal (Sensor included)	
Relay	Screw terminal	
PHYSICAL		
Enclosure material	ABS	
Enclosure dimensions (h x w x d)	190 x 180 x 80 mm	
Unit weight	1.4 kg	
Busbar material	Tinned copper	
Busbar dimensions (h x w)	8 x 30 mm	
ENVIRONMENTAL		
Operating temperature range	-40 °C to +60 °C	
Storage temperature range	-40 °C to +60 °C	
Humidity	Max. 95 % (non-condensing)	
Protection class	IP22	

System example – Lynx Shunt VE.Can, Lynx Power In, Lynx Distributor and lead acid batteries

This system contains the following components:

- Lynx Power In with 4 paralleled 12V lead acid batteries.
- Identical cable lengths for each battery.
- Lynx Shunt VE.Can with main system fuse and battery monitor.
- Lynx Distributor with fused connections for inverter/charger(s), loads and chargers. Note that additional modules can be added if more connections are needed.
- Cerbo GX (or other GX device) to read out the battery monitor data.



System with Lynx Shunt VE.Can, lead acid batteries, a Lynx Shunt VE.Can and a Lynx Distributor